

TEXAS

Council of Public University
Presidents and Chancellors

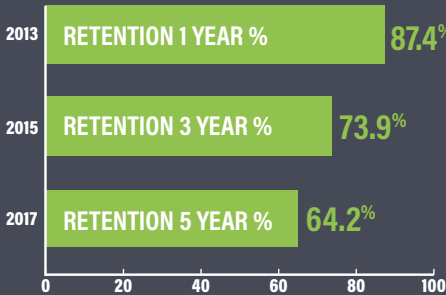


A COLLEGE EDUCATION PROVIDES A LIFETIME OF VALUE

TEXANS WITH COLLEGE DEGREES ARE ACTIVELY EMPLOYED AND SUPPORT THE TEXAS ECONOMY.

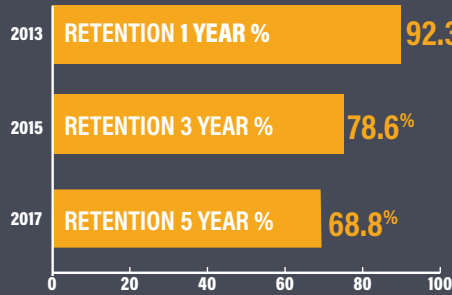
TEXAS TEACHER RETENTION, 2013 - 2017

2012-2013 FIRST YEAR OF EMPLOYMENT



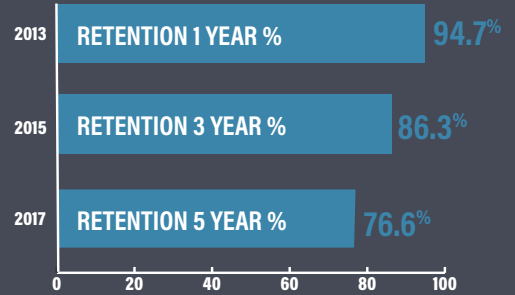
Preparation Route
Alternative University

2012-2013 FIRST YEAR OF EMPLOYMENT



Preparation Route
Post-Baccalaureate

2012-2013 FIRST YEAR OF EMPLOYMENT



Preparation Route
University Undergraduate

(Texas Education Agency, Educator Reports and Data, "Teacher Retention by Route 2013-2017")



TOP 25 TEXAS OCCUPATIONS ADDING THE MOST JOBS, 2016

Education Needed for Entry

High School or No Credential

Annual
Average Openings

169,425

Annual
Average Wage

\$31,685

Occupations

cooks, food prep, aides,
retail, cashiers

Bachelor's Degree or Higher

36,215

\$78,875

nurses, teachers,
accountants, managers

Texas Workforce
Commission, 2014 -
2024 Employment
Projections, All
Occupations (2016)

TOP 25 TEXAS FASTEST GROWING OCCUPATIONS, 2016

Education Needed for Entry

High School or No Credential

Annual
Average Openings

44,945

Annual Average
Wage

\$31,310

Occupations

cooks, food prep, aides

Bachelor's Degree or Higher

2,915

\$122,790

nurses, allied health fields

Texas Workforce
Commission, 2014 -
2024 Employment
Projections, All
Occupations (2016)